





Wall **Calacatta Gold** 60x120 - 24"x48" Lux Ret
Floor **Calacatta Gold** 60x120 - 24"x48" Ret



Wall **Marmorea Pulpis Grey** 60x120 - 24"x48" Lux Ret / Mosaico 30x30 - 12"x12" Lux
Floor **Marmorea Pulpis Grey** 60x120 - 24"x48" Ret



SVILUPPO GRAFICO

Graphic Development



60x120 Ret
24"x48" Ret



60x60 Ret
24"x24" Ret



30x60 Ret
12"x24" Ret

R9 MATT A

9 mm
0,35"

9 mm
0,35"

9 mm
0,35"

R9 LUX A


9 mm
0,35"

9 mm
0,35"


9 mm
0,35"

MOSAICI E PEZZI SPECIALI

Mosaics & special pieces



Mosaico
30x30
12"x12"



Battiscopa
7x60
3"x24"

COLORI


Colors



Statuario



Calacatta Gold



Marfil



Amani



Pulpis Grey

SVILUPPO GRAFICO

Graphic Development

	STATUARIO	CALACATTA GOLD	MARFIL	AMANI	PULPIS GREY
60x120 - 24"x48"	14 pcs.	10 pcs.	15 pcs.	8 pcs.	15 pcs.
60x60 - 24"x24"	28 pcs.	20 pcs.	30 pcs.	16 pcs.	30 pcs.
30x60 - 12x24"	56 pcs.	40 pcs.	60 pcs.	32 pcs.	60 pcs.

IMBALLI

Packing

FORMATO	THICKNESS	Pcs/BOX	m ² /BOX	Kg/BOX	BOX/PALLET	m ² /PALLET	Kg/ PALLET
60x120	9 mm	2	1,44 m ²	28,50	36	51,84 m ²	1026
60x60	9 mm	4	1,44 m ²	28,50	30	43,20 m ²	855
30x60	9 mm	8	1,44 m ²	28,50	32	46,08 m ²	912
Mosaico 5x5 (30x30)	9 mm	6	0,54 m ²	13,20	-	-	-
Battiscopa 7x60	9 mm	15	9,00 ml	13,20	63	-	831,6

Norma di riferimento: EN 14411 Bla GL

	CARATTERISTICHE TECNICHE TECHNICAL CHARACTERISTICS	METODO DI PROVA ISO TEST METHOD ISO	VALORI GRES (IN MATT)	VALORI GRES (IN LUX)
	Resistenza all'abrasione Abrasion resistance	10545 - 7	PEI V	PEI IV
	Resistenza allo scivolamento Slip resistance	DIN EN 16165 ANNEX A	R9	-
	Scivolosità Slipperiness	DIN EN 16165 ANNEX B	A	-
	Scivolosità Coefficient of friction	ANSI A326.3	DCOF ≥0,42	-
	Stonalizzazione Shading	-	V2	V2



Via Antonellini 70 - 48011 Filo di Alfonsine (Ra)
T. +39 0532 802811 - F. +39 0536 80288
info@ceramichecapri.it - www.ceramichecapri.it

A Brand of



VICTORIA PLC